



# PRIOELEC EHL91

## Electro Hanging Cabinet

PRIORIT electro hanging cabinet in single-leaf design, suitable for maintenance of performance of safety systems in the event of fire for 90 minutes. The housing is made of non-combustible fire protection panels of class A2 - s1, d0. As standard, cabinets are equipped with a ventilation system in the rear wall, top and bottom cable entry. The inside dimensions are based on the standard distribution panels and mounting plates.

Proof of functional integrity must be provided in accordance with MLAR.

### Function

- Fire resistance of 90 min, fire-resistant
- Suitable for maintenance of performance for 90 minutes
- Smoke protection, cold-smoke-proof
- Protection class: IK10, IP 44
- Protection class II
- CE marking



■ Ventilationprinzip



■ Swing lever and double-bit cylinder



■ Removable stainless steel door hinges

## Construction

- Empty housing featuring high mechanical resistance
- Integrated ventilation system consisting of fan, smoke alarm and thermocouple, installed ready for connection (230 VAC)
- Cold smoke-tight sealing system via smoke alarm
- Door hinges made from stainless steel
- Door can be unhinged
- Door hinge can be changed on site
- Door integrated into body, opening angle approx. 180°
- 2-point door lock via pivot lever with double-bit cylinder (can be replaced with home locking system)
- Circumferential fire protection seal, foams automatically in case of fire
- Cable feed top + bottom for bundle insertion
- Cable cooling duct, top or bottom mounting
- Additional cable cooling duct, optional
- Fixing rails for installation of device support brackets or mounting plate

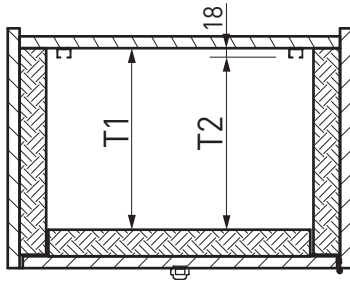
## Material characteristic

- Non-combustible board with surface coating, classification A2 – s1, d0
- Standard CPL surface
- Colour light grey, similar to RAL 7035, edges and bevels in different colour

## Scope of delivery

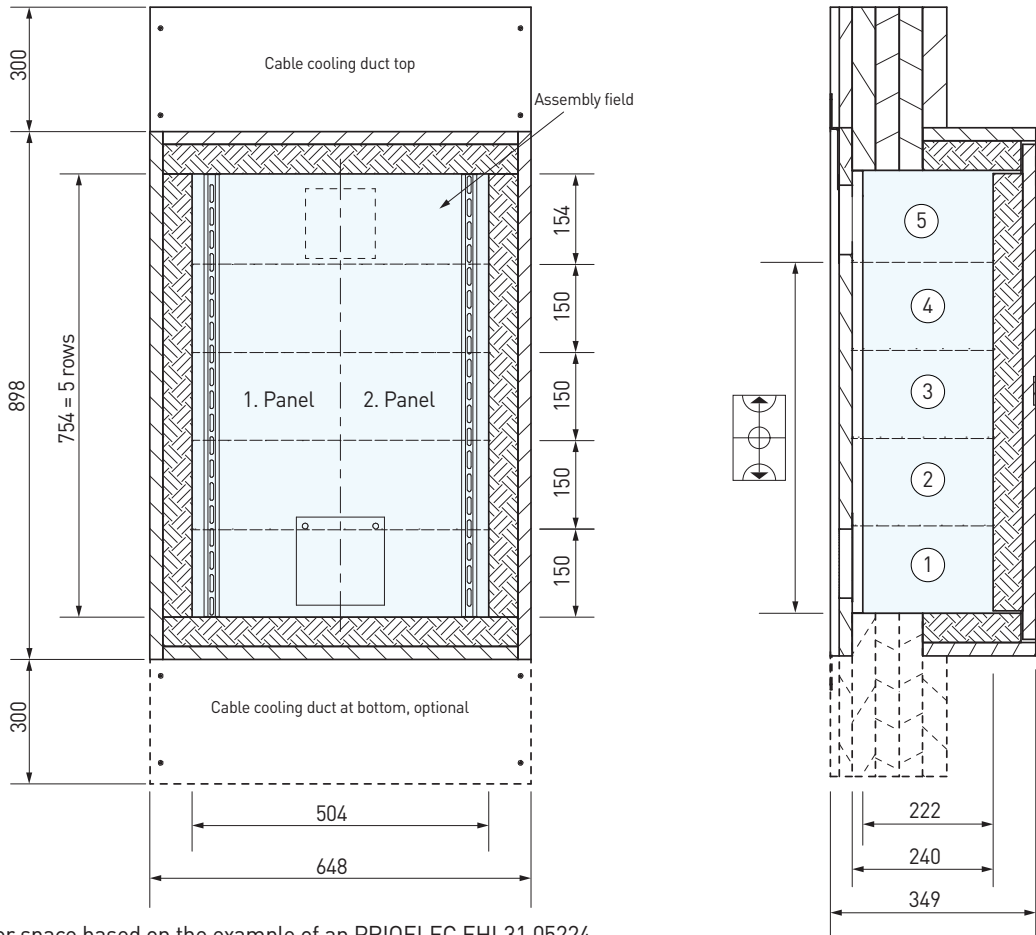
- Empty enclosure, with integrated thermal fuse

Effective internal dimensions

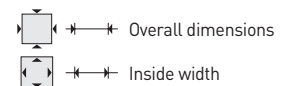


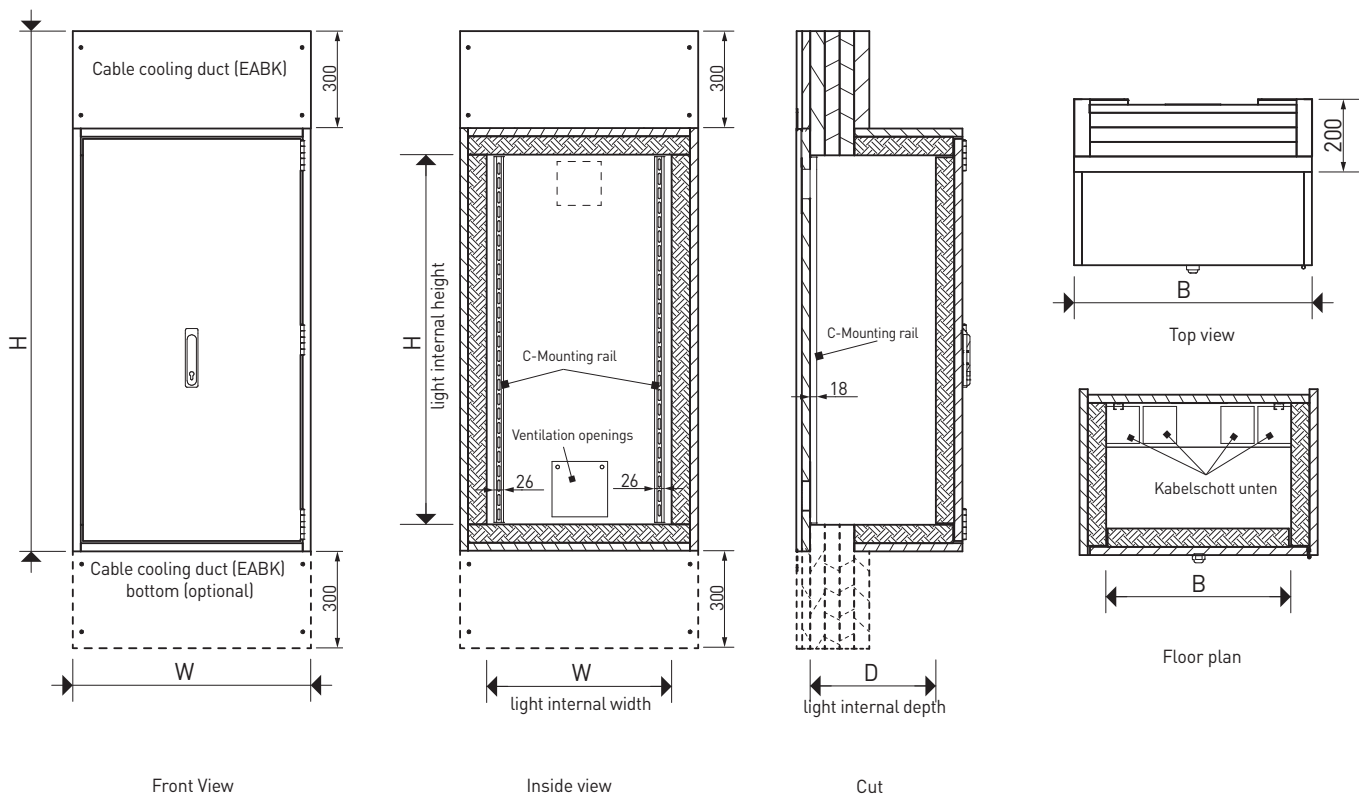
Interior depth cabinet D1 mm	Effective internal depth D2 mm
240	222
340	322

Standard cabinet EHL











Useful interior space based on the example of an PRIOELEC EHL31.05224





# PRIOELEC EHL91 Electro Hanging Cabinets

Art.	 H x W x D mm	 H x W x D mm	 kg	 $P_{Vmax} = W$	 DIN = x			
------	--	--	--	---	---	---	---	---

**Fire resistance 90 minutes** - Empty enclosure types tested and certified by the VDE testing institute in accordance with DIN EN 62208

## Interior depth 240 mm


EHL91.03124-x	898 x 398 x 349	454 x 254 x 240	71	112	L/R	2 (3)	1	24
EHL91.03224-x	898 x 648 x 349	454 x 504 x 240	101	114	L/R	2 (3)	2	48
EHL91.04124-x	1048 x 398 x 349	604 x 254 x 240	82	113	L/R	3 (4)	1	36
EHL91.04224-x	1048 x 648 x 349	604 x 504 x 240	115	115	L/R	3 (4)	2	72
EHL91.05124-x	1198 x 398 x 349	754 x 254 x 240	93	113	L/R	4 (5)	1	48
EHL91.05224-x	1198 x 648 x 349	754 x 504 x 240	129	116	L/R	4 (5)	2	96
EHL91.06124-x	1348 x 398 x 349	904 x 254 x 240	103	114	L/R	5 (6)	1	60
EHL91.06224-x	1348 x 648 x 349	904 x 504 x 240	144	117	L/R	5 (6)	2	120
EHL91.06324-x	1348 x 898 x 349	904 x 754 x 240	183	121	L/R	5 (6)	3	180
EHL91.07124-x	1498 x 398 x 349	1054 x 254 x 240	114	114	L/R	6 (7)	1	72
EHL91.07224-x	1498 x 648 x 349	1054 x 504 x 240	158	118	L/R	6 (7)	2	144
EHL91.07324-x	1498 x 898 x 349	1054 x 754 x 240	202	124	L/R	6 (7)	3	216
EHL91.08124-x	1648 x 398 x 349	1204 x 254 x 240	125	115	L/R	7 (8)	1	84
EHL91.08224-x	1648 x 648 x 349	1204 x 504 x 240	173	120	L/R	7 (8)	2	168
EHL91.08324-x	1648 x 898 x 349	1204 x 754 x 240	220	126	L/R	7 (8)	3	252
EHL91.09124-x	1798 x 398 x 349	1354 x 254 x 240	135	115	L/R	8 (9)	1	96
EHL91.09224-x	1798 x 648 x 349	1354 x 504 x 240	187	121	L/R	8 (9)	2	192

## Interior depth 340 mm

EHL91.04234-x	1048 x 648 x 449	604 x 504 x 340	131	117	L/R	3 (4)	2	72
EHL91.05234-x	1198 x 648 x 449	754 x 504 x 340	147	119	L/R	4 (5)	2	96
EHL91.06234-x	1348 x 648 x 449	904 x 504 x 340	163	120	L/R	5 (6)	2	120
EHL91.06334-x	1348 x 898 x 449	904 x 754 x 340	206	128	L/R	5 (6)	3	180
EHL91.07234-x	1498 x 648 x 449	1054 x 504 x 340	180	123	L/R	6 (7)	2	144
EHL91.07334-x	1498 x 898 x 449	1054 x 754 x 340	226	131	L/R	6 (7)	3	216
EHL91.08234-x	1648 x 648 x 449	1204 x 504 x 340	196	125	L/R	7 (8)	2	168
EHL91.09234-x	1798 x 648 x 449	1354 x 504 x 340	212	128	L/R	8 (9)	2	192

You can find the tender text at: [www.priorit.de](http://www.priorit.de)

$P_{Vmax}$  Recommended approximate values for the assembly and installation of a fire-resistant wall. A „derating“ of the electrical equipment must be taken into account. Compliance must be ensured with temperature rise limits in accordance with the applicable DIN EN 61439-1.

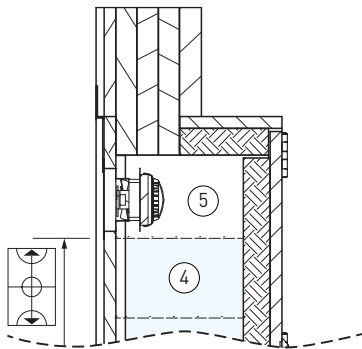
 Power dissipation in normal operation at  $\Delta T = 13 K$  (inside 35°C, outside 22°C), with on-site fan

## Options and accessories

- All PRIORIT surfaces, see page 44

Art.	Accessories
<b>Maintenance of performance 90 minutes</b>	
EABK-L-1	Cable cooling duct 300 mm high, 1 panel width
EABK-L-2	Cable cooling duct 300 mm high, 2 panel widths
EABK-L-3	Cable cooling duct 300 mm high, 3 panel widths
EABK-L-4	Cable cooling duct 300 mm high, 4 panel widths
<b>Technical ventilation</b>	
EBEL-VENT-L230R2-OT	Ventilation system, consisting of fan and smoke detector, ready for connection (230 V AC)
EBEL-VENT-L24R2-OT	Ventilation system, consisting of fan and smoke detector, ready for connection (24 V DC)

### Example:



If the EBEL-VENT-L230R2-OT or EBEL-VENT-L24R2-OT fan unit is retrofitted, the usable height is reduced by one height unit.